

# *Creative Process*

## Creative Process – Martyn Evans

Explore



Respond



Practice



Plan



Create



Reflect

*Learn about who Martyn Evans is.*

*Share why we have decided to focus on him.*

*Share a range of his work. Discuss features such as emotions, colour, texture, pattern.*

*Children to create a fact file about Martyn Evans.*

*Children responded to his artwork by stating if they liked them or if they didn't like them and why.*

*They also wrote a comment on his work on his fact file.*

*The children have followed along with his live painting sessions and had the opportunity to use the material he uses.*

*Have half of the image to try and replicate including the detail.*

*Children will use his images to inspire them.*

*They planned which one they want to use as a base. The children will state what they will borrow and be inspired by.*

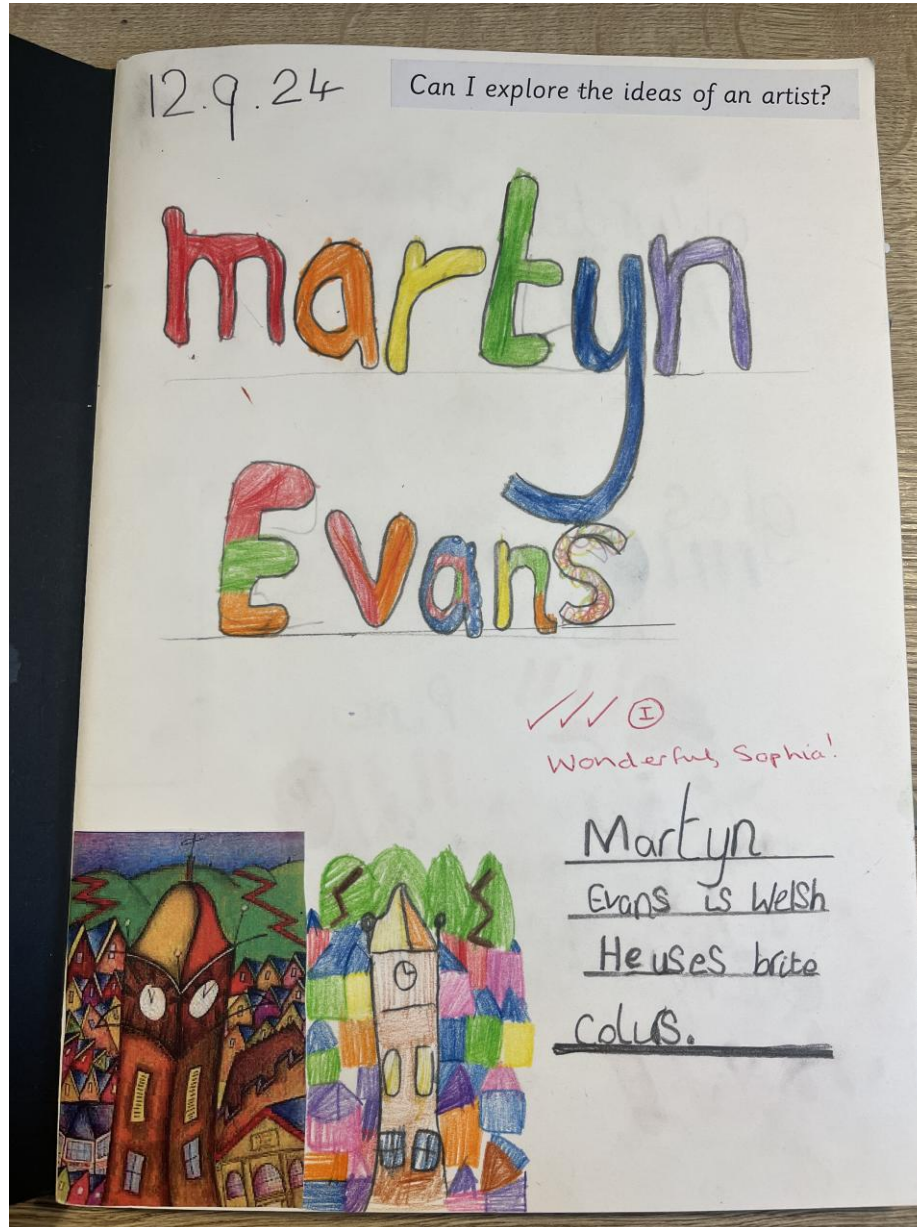
*They then discussed what they have changed.*

*Children completed their sketches and used the materials they have planned to use.  
(Pencil, felt tips, pastels).*

*Children reflected on their creations and shared them with their table to see others work. Then shared what they liked about their peers' creations.*

*Children wrote 2 stars of what they like about their own and an even better if to show how they can move their creations forward next time.*

## Explore



Learn about who Martyn Evans is.


Share why we have decided to focus on him.

Share a range of his work.

Discuss features such as emotions, colour, texture, pattern.

Children to create a fact file about Martyn Evans.

# Respond




Children responded to his artwork by stating if they liked them or if they didn't like them and why.

They used a range of mediums to explore his use of colour.

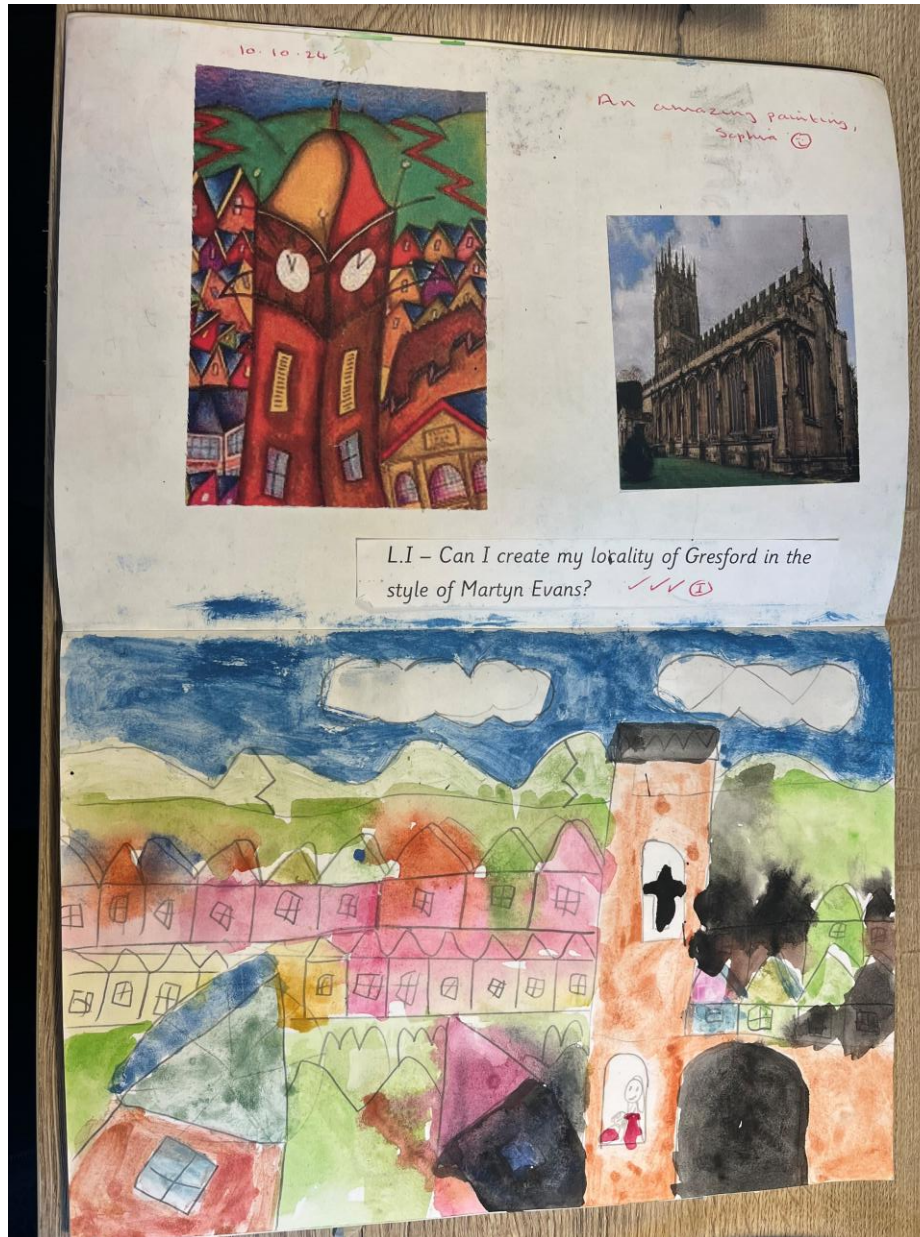


# Practice



*The children have had the opportunity to imitate his work and explore his style.*

# Plan



Children used his images to inspire them.

They planned which one they wanted to use as inspiration.

They used his style to then create their own artwork on places in Gresford.



## Create and Reflect

Children created their final piece and shared them with the class discussing what they liked about each others work.

