

# *Creative Process*

## Creative Process – Watercolours

Explore

*Children have the opportunity to explore colour and making patterns with watercolours.*

Respond

*Children have the opportunity to look at a variety of pictures of sunsets and discuss the colours, shapes, patterns and how they make them feel.*

Practice

*Children have the opportunity to use watercolours to imitate a sunset scene.*

Create

*Children completed their own sunset scene using the skills they have developed.*

Reflect

*In small groups, children reflect on their artwork.*

*Discuss what they like about their artwork and the work of their peers and what they might do differently next time.*



# Explore



L.I. Can I explore and experiment with different techniques and materials?



11.02.25



We have been exploring with water colours



PIC•COLLAGE

L.I. Can I explore and experiment with different techniques and materials?

11.02.25



We have been exploring with water colours



PIC•COLLAGE



# Practice





Create





Reflect



## Creative Process – Leaf Man by Lois Ehlert

Explore



Respond



Practice



Plan



Create



Reflect

*Listen to the story Leaf Man. Discuss how the illustrations have been created in the story.*

*In small groups, invite children responded to the artwork in the book. Discuss what they like or don't like and why.*

*Invite children to explore a variety of natural materials to imitate the artwork in the story.*


*Children to plan how they will create their own Leaf Man / Woman or animal using natural resources. Discuss the colours, shapes and materials they need to create their own artwork.*

*Children to create their own leaf image following the plan their created.*

*In small groups, children reflect on their artwork.*

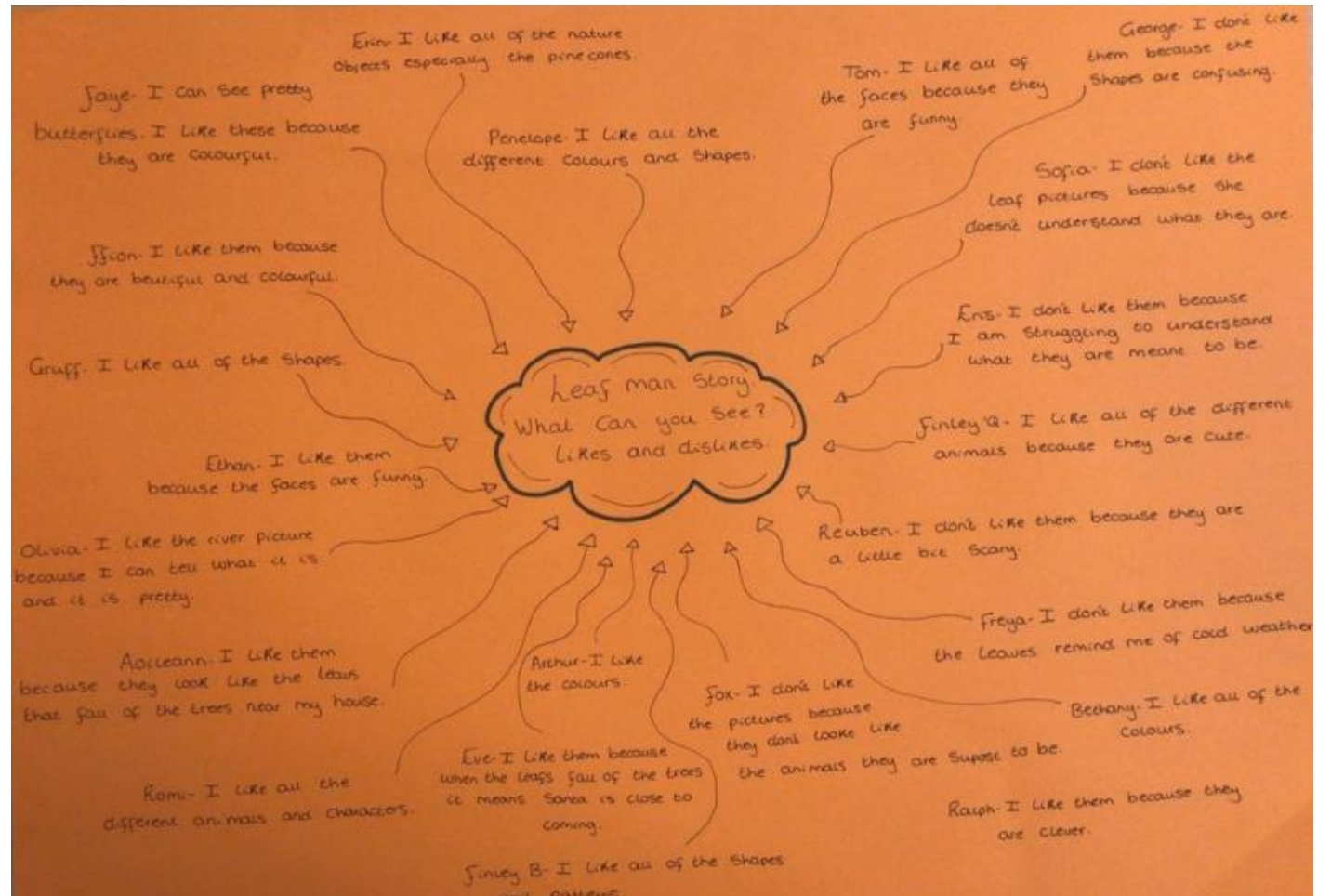

*Discuss what they like about their artwork and the work of their peers and what they might do differently next time.*

Explore





# Respond



*Practice*



*Plan*

Create



*Reflect*